

○ MUSIC  city COUNSELOR

THANK YOU FOR YOUR
PURCHASE!



Hey y'all, Laura here! I so appreciate when you please take a moment to leave a review on my resources on my TpT Store. Thanks for your support! Enjoy the resource!

♥ *laura oathout*

LET'S CONNECT!



For helpful ideas, engaging resources, and freebies, please check out my website and membership!

○ ♥ **WEBSITE:** www.musiccitycounselor.com

♥ **MEMBERSHIP:** www.counselorcollab.com

ASCA MINDSETS & BEHAVIORS:

Mindset Standards:

- M 1: Belief in development of whole self, including a healthy balance of mental, social/emotional and physical well-being

Behavior Standards:

- B-LS 5: Media and technology skills to enhance learning
- B-SMS 1: Responsibility for self and actions
- B-SMS 9: Personal safety skills
- B-SS 8: Advocacy skills for self and others and ability to assert self, when necessary

DIRECTIONS PAGE I:

This lesson will take approximately 45 minutes to teach.

Recommended Sequence:

- Review the PowerPoint or digital for Google Slides™ presentation with students.
- Review (and display) the cyber safety posters with students.
- Play the cyber safe vs. cyber unsafe sorting game (digital and printable versions included).
- Ask students to sign the Cyber Safety Pledge (lower and upper elementary versions included).
- Choose a worksheet or coloring page to close the lesson.

Presentation:

Both a PowerPoint and digital for Google Slides™ presentation are included. This presentation teaches students all about **cyber safety**. Students listen to a story about a class of students who learn **12 cyber safety tips** from their technology teacher, Mr.

Aaron. Students also learn the definition of cyber safety.

The presentation closes with 3 discussion questions that students can "turn and talk" with a neighbor, then share out their answers with the class.

Posters:

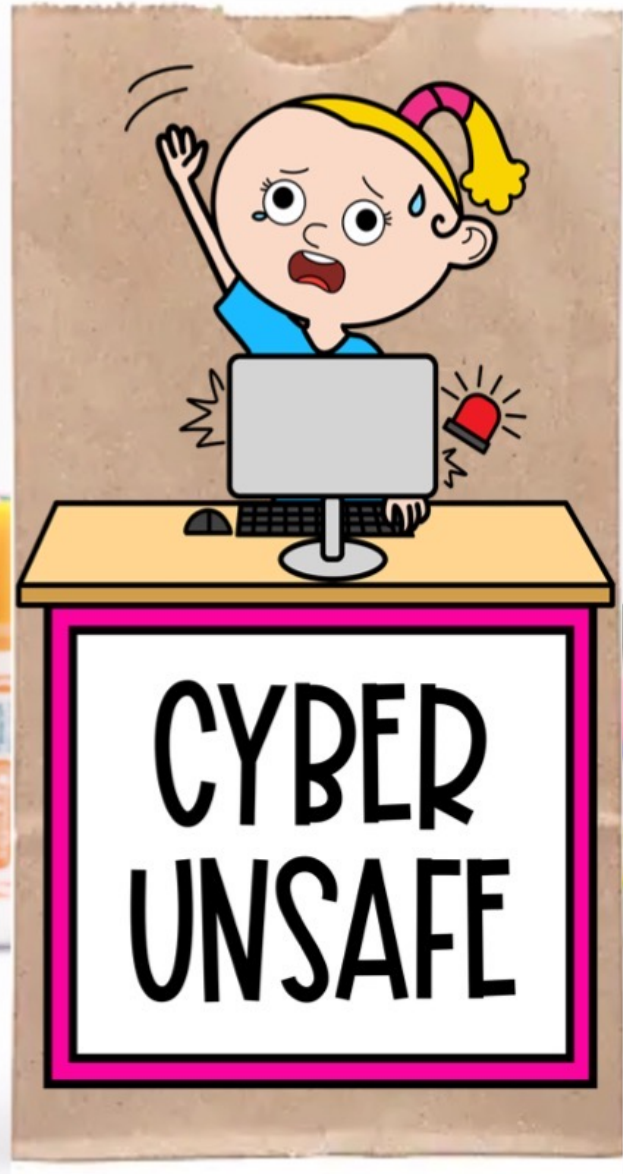
5 instructional posters are included. These are great for practicing cyber safety with students, and for displaying in your space!

DIRECTIONS PAGE 2:

Cyber Safe vs. Cyber Unsafe Sorting Game: TO SET UP THE GAME:

Please print the bag decorations and scenario cards. Please note that both full color and black/white versions are included. Please grab two paper lunch sacks or small gift bags.

Please cut out and glue the cyber safe and cyber unsafe characters and labels to the front of the bags. Please see the sample below.



DIRECTIONS PAGE 3:

Cyber Safe vs. Cyber Unsafe Sorting Game: TO PLAY THE GAME:

First, please review the cyber safety posters with students. Then, please place the Cyber Safe bag and the Cyber Unsafe bag on a table at the front of the classroom. Students can take turns choosing a scenario card and, depending on their reading and comfort level, either read it aloud to the class or ask the teacher/counselor to read it aloud. Then, the student places the card in either the Cyber Safe bag or the Cyber Unsafe bag – depending on the type of choice/behavior they think the scenario card is describing. 20 scenario cards are included in all. Please be sure to discuss each scenario with students (they are all important and relevant!)

Cyber Safety Pledge

A half-page Cyber Safety Pledge is included. Both full color and black/white are provided, as well as a version for lower elementary and a version for upper elementary. Please review the pledge with students and ask them to write and sign their name. These would be great for a bulletin board or hallway display!

Worksheets & Coloring Pages

Assorted worksheets and coloring pages are included to close the lesson. Please choose the ones that best fit the needs and abilities of your students, and the amount of time that you have!

POSTERS

What is Cyber SAFETY?

Using technology and the Internet in a responsible and secure way. Being careful and cautious. Taking steps to protect yourself and others online.

QUIET, PLEASE



Tips to Stay SAFE ONLINE!

Ask for
permission.



Talk to people
you know.



Friend people
you know.



Keep your info
private.



Don't share
your location.



Don't meet up
with anyone.



Tips to Stay SAFE ONLINE!


Be mindful of
what you post.



Report to a
grown-up!



Think before
you click.



Question what
you read online.



Use strong
passwords.



Limit screen
time.



What is Cyber BULLYING?

Using technology, social media, or apps to hurt or embarrass someone. It's done on purpose, over and over again.



Examples of CYBER BULLYING

Spreading
rumors




Sending mean
messages



Making threats

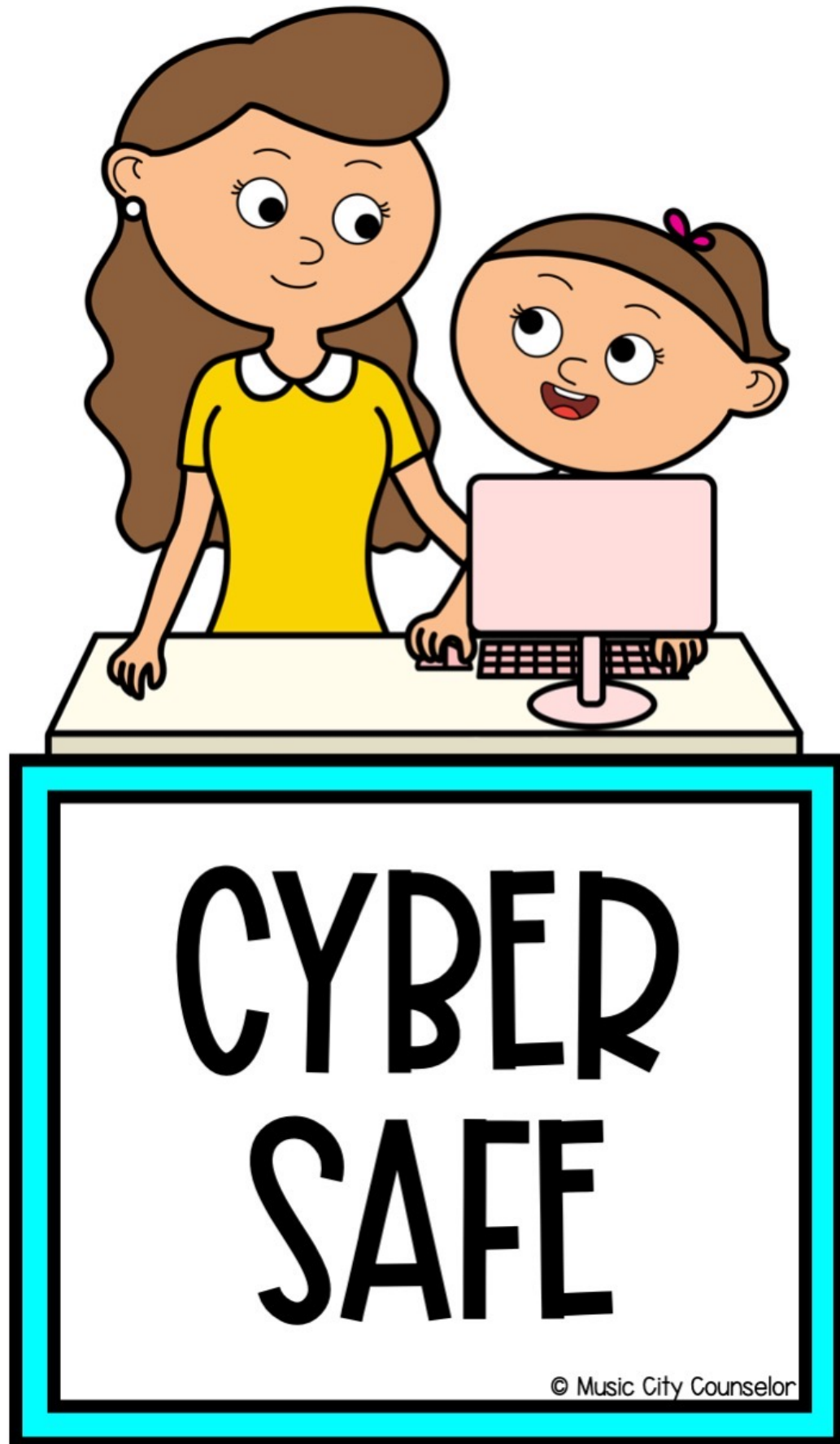


Posting
embarrassing pics



CYBER SAFE VS.
CYBER UNSAFE
SORTING GAME

Please cut out and glue this character/label to the top of a brown paper lunch sack as shown in the sample.



Please cut out and glue this character/label to the top of a brown paper lunch sack as shown in the sample.



Kathy posted an embarrassing picture of Layla online.




Tyrone clicked on a link that gave his computer a virus.



Everett met up with someone he met online at the park.



Noel
shared
her
location
with a
stranger.



Hailey asked her mom before
posting a photo of herself.



Sarah knows that she can't trust
everything she reads online.



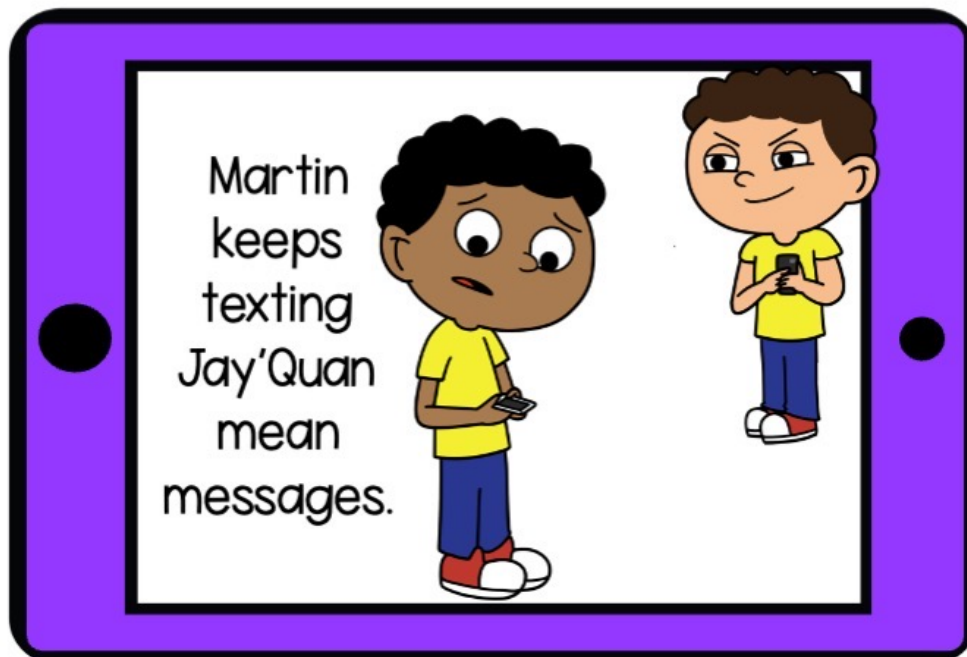
Corbin uses
strong
passwords
that no one
can guess.



Jenny only
texts people
she knows in
real life.

Harvey only
accepts
friend and
follow
requests
from people
he knows in
real life.








Korey
comforted
Karen and
told a
grown-up
when she
was cyber
bullied.


Huda told her teacher when
someone online asked to
meet up with her.




Kayla felt scared to
go to school tomorrow
after Finn threatened
her online.




Sandra left Keisha out of the group chat.



Bailee shared a photo from her trip and her classmates posted mean comments under it.




Maya kept calling Kenneth names on chat.





Harriet felt
too scared
to tell her
mom that
she's been
chatting with
an older boy
online.



Please cut out and glue this character/label to the top of a brown paper lunch sack as shown in the sample.



Please cut out and glue this character/label to the top of a brown paper lunch sack as shown in the sample.




Kathy posted an embarrassing picture of Layla online.



Tyrone clicked on a link that gave his computer a virus.



Everett met up with someone he met online at the park.



Noel
shared
her
location
with a
stranger.




Hailey asked her mom before
posting a photo of herself.



Sarah knows that she can't trust
everything she reads online.




Corbin uses
strong
passwords
that no one
can guess.




Jenny only
texts people
she knows in
real life.

Harvey only
accepts
friend and
follow
requests
from people
he knows in
real life.







Jose posted online that he's going to beat up Sally at school tomorrow.




Martin keeps texting Jay'Quan mean messages.






Korey
comforted
Karen and
told a
grown-up
when she
was cyber
bullied.


Huda told her teacher when
someone online asked to
meet up with her.



Kayla felt scared to
go to school tomorrow
after Finn threatened
her online.




Sandra left Keisha out of the group chat.



Bailee shared a photo from her trip and her classmates posted mean comments under it.



Maya kept calling Kenneth names on chat.





Erin and Kendall posted
an embarrassing story
about Laura online.



Harriet felt
too scared
to tell her
mom that
she's been
chatting with
an older boy
online.


CYBER SAFETY PLEDGE

(Lower & Upper Elementary
Versions Included)

CYBER SAFETY PLEDGE

Name: _____ Signature: _____

I will be
smart, safe,
careful, and
kind online.




© Music City Counselor

CYBER SAFETY PLEDGE

Name: _____ Signature: _____

I will be
smart, safe,
careful, and
kind online.



© Music City Counselor

CYBER SAFETY PLEDGE

Name: _____ Signature: _____

- I will only talk to people I know in real life online.
- I won't share my location or personal information with anyone online.
- If it's not kind, I won't post it.
- I will report cyber bullying to an adult
- I will think before I click.
- I won't trust everything I read online.
- I will only follow or friend people I know.
- I won't meet up with anyone I don't know



© Music City Counselor

CYBER SAFETY PLEDGE

Name: _____ Signature: _____

- I will only talk to people I know in real life online.
- I won't share my location or personal information with anyone online.
- If it's not kind, I won't post it.
- I will report cyber bullying to an adult
- I will think before I click.
- I won't trust everything I read online.
- I will only follow or friend people I know.
- I won't meet up with anyone I don't know




© Music City Counselor

CYBER SAFETY PLEDGE

Name: _____ Signature: _____

I will be
smart, safe,
careful, and
kind online.




© Music City Counselor

CYBER SAFETY PLEDGE

Name: _____ Signature: _____

I will be
smart, safe,
careful, and
kind online.



© Music City Counselor

CYBER SAFETY PLEDGE

Name: _____ Signature: _____

- I will only talk to people I know in real life online.
- I won't share my location or personal information with anyone online.
- If it's not kind, I won't post it.
- I will report cyber bullying to an adult.
- I will think before I click.
- I won't trust everything I read online.
- I will only follow or friend people I know.
- I won't meet up with anyone I don't know.



© Music City Counselor

CYBER SAFETY PLEDGE

Name: _____ Signature: _____

- I will only talk to people I know in real life online.
- I won't share my location or personal information with anyone online.
- If it's not kind, I won't post it.
- I will report cyber bullying to an adult.
- I will think before I click.
- I won't trust everything I read online.
- I will only follow or friend people I know.
- I won't meet up with anyone I don't know.




© Music City Counselor

WORKSHEETS & COLORING PAGES

Name: _____

CYBER SAFETY

Cyber Safety looks like:



3 ways to be
cyber safe:




Here is a picture of me being cyber safe:




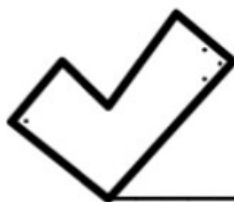
Name: _____

CYBER SAFETY


Cyber Safety looks like:



3 ways to be
cyber safe:



Here is a picture of me being cyber safe:



Name: _____

CYBER SAFETY


Circle the cyber safe choices.
Cross out the cyber unsafe choices.



Name: _____

CYBER SAFETY


Color the cyber safe choices green.
Color the cyber unsafe choices red.



Name: _____

CYBER SAFETY


Write and draw about how you can be
cyber safe.



Name: _____

CYBER SAFETY

Write and draw about how you can be
cyber safe.




Name: _____

CYBER SAFETY

How can these friends be more cyber safe?
Write some ideas for them on the lines.



Sawyer met up with a stranger he met online at the mall.



Ricki clicked on a link that gave his computer a virus.




LaTosha and Evelyn left Lauren out of the group chat.

Name: _____

© Music City Counselor

CYBER SAFETY


How can these friends be more cyber safe?
Write some ideas for them on the lines.



Sawyer met up with a stranger he
met online at the mall.



Ricki clicked on a link that gave his
computer a virus.




LaTosha and Evelyn left Lauren out of
the group chat.

Name: _____

CYBER SAFETY

What would you do? Write on the lines what you would do in these situations to be cyber safe.



Carter posted online that he wanted to hurt you tomorrow at recess.



You got a friend request from someone you don't know.




Westin posted embarrassing pictures of you online.

Name: _____


© Music City Counselor

CYBER SAFETY

What would you do? Write on the lines what you would do in these situations to be cyber safe.



Carter posted online that he wanted to hurt you tomorrow at recess.




You got a friend request from someone you don't know.



Westin posted embarrassing pictures of you online.


Name: _____

I can be **CYBER SAFE!**




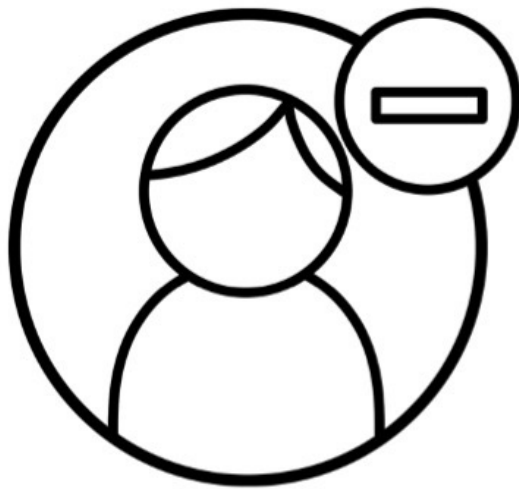
Name: _____

I can be **CYBER SAFE!**




Name: _____

I can be **CYBER SAFE!**



Name: _____

I can be CYBER SAFE!



○ TERMS OF USE:

- Make copies for the purchaser's classroom AND share copies with other educators within your school building
- Reference (without distribution) this product in blog posts, seminars, professional development workshops, or other such venues provided there is both credit given to myself as the author and a link back to my TpT store included in the post/presentation

• YOU MAY •

- Claim the work as your own, alter the files in any way, or remove/attempt to remove the copyright
- Share this product with educators outside of your school building
- Repackage, sell, or giveaway this product to others
- Offer to share this product anywhere on the internet as a download or copy

• YOU MAY NOT •



Please contact me any time at laura@musiccitycounselor.com with questions, suggestions, resource requests, or comments. I'm here to help and would love to hear from you!

♥ Laura Oathout

THIS RESOURCE WAS MADE POSSIBLE THANKS TO:

